



ESMAP Disbursements, FY2011 (US\$ Thousands)

Project Cost	16,211.90	89%
Africa	6317.98	
East Asia	934.69	
Europe & Central Asia	537.59	
Latin America & Caribbean	1,278.87	
Middle East & North Africa	1,020.48	
South Asia	726.00	
ESMAP Global Program	5,396.28	
Program Management & Administration*	2,040.18	11%
Total	18,252.08	100%
<u>Of which:</u>		
<i>Funded by Donors</i>	17,388.56	
<i>Funded from World Bank budget</i>	272.72	
<i>Funded from Fee Income</i>	590.80	

Notes:

- ESMAP global programs cover global analytical and advisory activities and include activities managed by the ESMAP core team, as well as activities managed by the Sustainable Energy Department, the Environment Department, and other units of the World Bank's Sustainable Development Network.
- Disbursements to the World Bank's regional units in FY2010-12 include ABGs through the ESMAP MDTF and disbursements from the CEIF MDTF, which includes the AFREA program as well as grants for low carbon development and climate change adaptation activities.
- Actual disbursements in FY2012 take into account disbursements made under the ESMAP Multi-Donor Trust Fund for the CEIF, including the AFREA program (which includes World Bank-executed as well as recipient-executed activities), as well as disbursements made under the SIDS DOCK program.
- The total administration cost for Program Management and Administration in FY2012 includes the cost of SIDS DOCK program management.

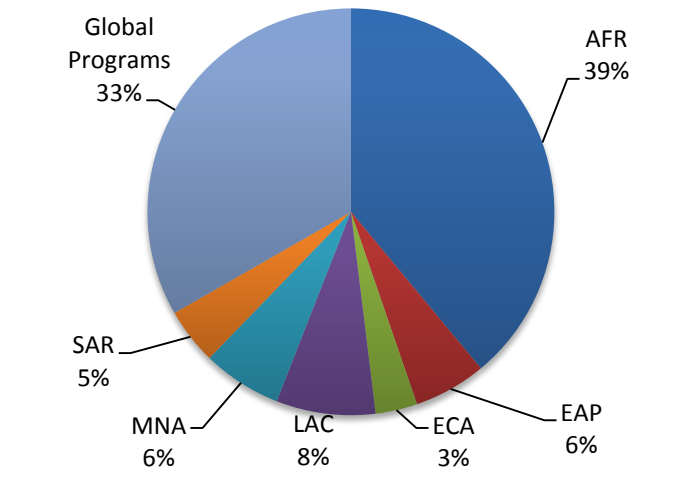
ESMAP Disbursements by Region and Program Area, FY2011 (US\$ Thousands)

	AFR		EAP	ECA	LAC	MNA	SAR	ESMAP Global Programs	TOTAL
	ABG	AFREA	ABG	ABG	ABG	ABG	ABG		
EASP	87,692.00		588,642	387,738	611,626	262,655	397,129	2,804,124	5,139,606
Energy Access	118,288.00	6,112,002	150,784		64,004			673,587	7,118,665
Clean Energy			195,269	149,851	603,240	757,828	328,874	793,713	2,828,775
Energy Efficiency								1,124,854	1,124,854
	205,980	6,112,002							6,317,982
Total		6,317,982	934,695	537,589	1,278,870	1,020,483	726,003	5,396,278	16,211,900

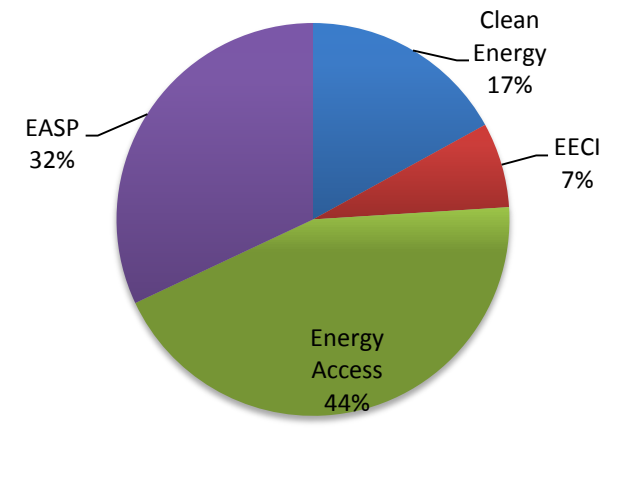
Notes:

- The EASP category includes renewable energy, energy efficiency, and low carbon development activities as part of energy sector assessments and strategy work.
- Of the funding for the World Bank's regional units in FY2011:
 - 39% came through the ABG process under the ESMAP MDTF
 - 57% came as funding for the AFREA program under the CEIF MDTF
 - 4% came through the CEIF MDTF for low carbon development and climate change mitigation and adaptation activities
- ESMAP global programs cover global analytical and advisory activities and include activities managed by the ESMAP core team, as well as activities managed by the Sustainable Energy Department, the Environment Department, and other units of the World Bank's Sustainable Development Network.

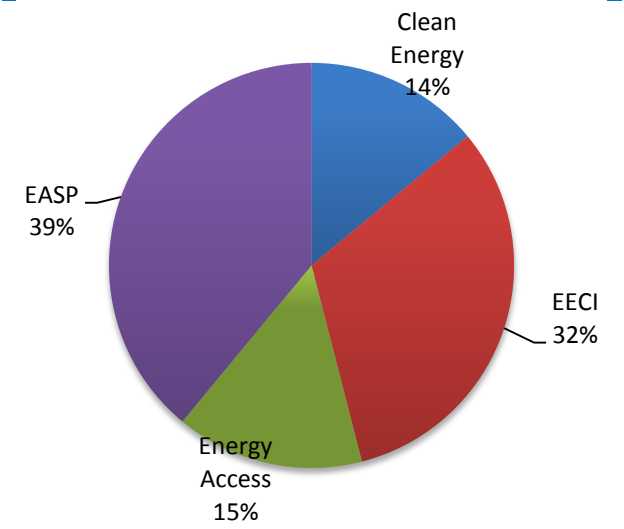
ESMAP Disbursements by Region, FY2011



ESMAP Spending by Program Area, FY2011 (Entire Program)



ESMAP Spending by Program Area, FY2011 (ESMAP Own-Managed Activities Only)



Notes:

- The EASP category also includes renewable energy, energy efficiency, and low carbon development activities as part of energy sector assessments and strategy work.
- The Energy Access category includes monies spent under the AFREA program.

ESMAP Disbursements, Fiscal Years 2009-2011 (US\$ Thousands)

